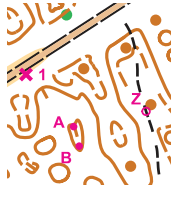


TWYWELL HILLS and DALES

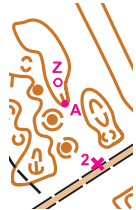
scale 1:2000
contours 2.5m

Solutions


PreO



E1Z
N1B



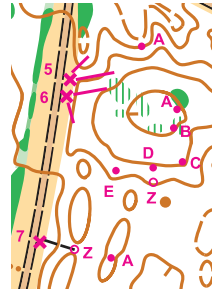
E2Z
N2A



E3A
N3B



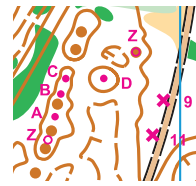
E4B
N3D



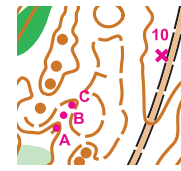
E5A
N5A



E6Z
N6A



E7A
N7Z




E8D
N8A



E12A
N10C



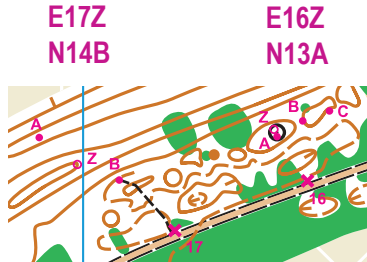
E13B
N11E



E14A



E15E
N12B

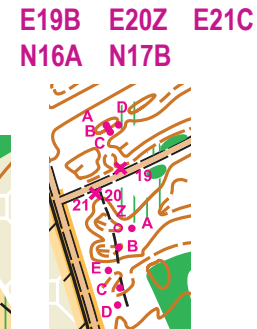


E17Z
N14B

E16Z
N13A



E18B
N15A

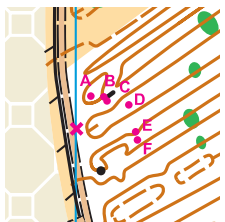


E19B
N16A

E20Z
N17B

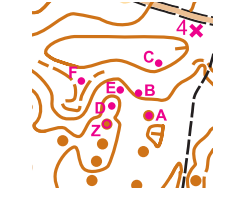
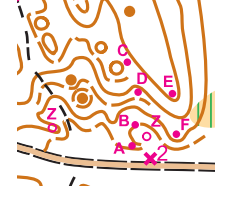
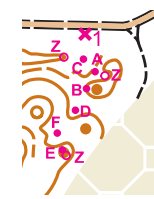
E21C

Timed Controls



E1	A-F	↗	∩			E
E2	A-F		≡		↘	C
N1	A-F		⊖		⊙	D
N2	A-F	↙	○		↑	A

TempO



		TempO BTOC14			
1	A-F	⊖		⊙	Z
2	A-F		∩		D
3	A-F	→	∩		Z
4	A-F	↙	●		⊙ _L Z
5	A-F	↙	●		⊙ _L E
6	A-F		∩		⊙ Z
7	A-F	≡	∩		⊙ E
8	A-F	↘	○	∩	⊖ C
9	A-F	≡	∩		Z
10	A-F	↘)		C
11	A-F	↙	∩		Z
12	A-F		∩		⊙ F
13	A-F	↗	∩		A
14	A-F		●		⊙ D
15	A-F		∩		B
16	A-F		∩		F
17	A-F	↖	●		Z
18	A-F		∩		D
19	A-F	⊖		⊙	C
20	A-F	↖	∩		B